


Read Error

UNSUPPORTED DEVICE OR UNABLE TO FIND DEVICE

“READ” ICON SOLID AND FIRST LED FLASHING:

- The transmitter is attempting to read an unsupported Abbott device*
- DO NOT try to read the implanted device again (please contact your Abbott representative for interrogation)


“READ” ICON SOLID AND ALL FIVE LEDS FLASHING:

- The transmitter has not found a device in range of the telemetry wand
- Reposition the wand and press the white START button TWICE to restart the read process
 - First button press — “Stars” icon illuminates 
 - Second button press — restarts read process


Note: Depending on your transmitter was manufactured, the icons may look slightly different.

*MerlinOnDemand™ capability does not support Bluetooth® wireless technology devices, some Epic™ ICDs, some Atlas™ ICDs, older pacemakers such as the Zephyr™ pacemaker, Confirm™ Rx ICM or a device from another manufacturer.

UNSUPPORTED DEVICE



CAN'T READ INFORMATION



Send Error

THE TRANSMITTER CANNOT CONNECT WITH THE Merlin.net™ PCN

IF USING A CELLULAR ADAPTER:

- Disconnect and reconnect the USB connections
- Relocate the transmitter to an area with adequate cellular signal strength (e.g., outside wall or window)
- If the transmitter was unplugged from the wall, wait for it to boot up before attempting another connection
- Press the white START button TWICE to attempt the connection again


IF USING A LANDLINE:

- Disconnect and reconnect both ends of the phone cord
- Verify that the dial tone is active in the dedicated analog wall jack
- If using a splitter, remove the splitter and retry by connecting the phone cord directly into the working wall jack:
 1. Disconnect from power outlet
 2. Connect phone cord to dedicated fax line wall jack
 3. Plug the transmitter back into the power outlet
 4. Allow the transmitter to boot up
 5. Attempt the connection again
- Press the white START button TWICE to attempt the connection again

Note: Depending on your transmitter model, the icons may look slightly different.



“TOWER” ICON LIT WITH ALL FIVE LEDs FLASHING



Start Button

Progress lights

If the MerlinOnDemand™ transmitter display shows fewer than five flashing progress lights (LEDs), your cellular adapter is receiving a weak signal.